WWW.MOBILEWARMINGGEAR.COM MOBILE WARMING®



MOBILE WARMING® Technology was designed for activities in cold environment conditions for motorcyclists, outdoor and hunting enthusiasts to provide a comprehensive heating solution. Our system utilizes the emerging far-infrared heat and ultra-fine metal fiber heating technologies which through a portable power supply achieves active heat. Unique from the many products currently available on the market our insulating heat transfer panels reflect and keep heat to the body compared to many that heat is lost away from the body

INTRODUCTION

On behalf of Mobile Warming® we would like to thank you for choosing our battery-operated heated apparel. The Mobile Warming® heated apparel has been designed to provide our customer with the heat they need when in cold weather conditions. The Mobile Warming® heating system is based upon a soft-shell or fleece fiber that's efficient in generating heat from a low voltage source. The unique material used for the Mobile Warming® heated garments is excellent at warming quickly and providing warmth to your body.

Be sure to check that this package contains 1 each of the following:

- Mobile Warming® jacket or vest with battery cord and connector found in pocket along with a user manual
- Mobile Warming® smart li-ion battery pack with a plug-in battery wall charger

⚠ WARNING

- Do not wear against bare skin
- Should only use the battery provided with the garment/gloves
- Do not attempt to disassemble or alter any part of this product
- Do not store below -4°F (-20°C) or above 140°F (60°C). Do not allow batteries/charger to come into contact with water or other liquids. If water or other liquids enter the battery interior immediately unplug the product from the battery. Continued use of the product may result in fire or an electrical shock
- Do not place this product near a heat source or expose battery to direct flame or heat as the battery may explode
- Disconnect the battery pack from garment/gloves when not in use because even when it is turned off the garment will continue to slowly drain power from the battery pack

CARE INSTRUCTIONS

- Disconnect and remove battery from the garments from power lead wiring harness
- Remove temperature control (only on garments using the large battery pack)
- Machine-wash on the gentle or delicate cycle using the warm-water setting (water temperature below 50°F) and a mild detergent. Do not use bleach.

CAUTION: Do not tumble dry, iron or dry clean.

WWW.MOBILEWARMINGGEAR.COM MOBILE WARMING®

- Remove from washer and hang/air dry.

NOTICE: Do not wring out or twist the garments, this will damage the heating elements.

⚠ CAUTION

- It is important to maintain at least 25% of your battery power when not in use. Failure to do this will result in performance problems and reduced battery life. Be certain to use your battery with product with an amp rating less than the maximum capacity output rating for the battery. For instance, the li-ion battery pack has a maximum capacity output rating of 2 amps and should not be used with heated products that draw more than 2 amps. Please check your products amp draw before connecting battery pack. Failure to do so can overheat the battery causing damage.
- Recommended power setting of 50% is sufficient for indoor temperatures around 50-64°F while outdoors with lower temperatures setting the power at 75% to 100% is sufficient. It is not recommended to use the 100% power setting indoors for a long time; it may cause overheating and bodily discomfort
- In extremely cold conditions 100% power is needed, be aware that battery will lose power after 3 hrs. It is highly recommended to purchase an extra battery for extreme cold conditions.

MOBILEWARMING®

CONNECTING TO THE POWER LEAD

JACKETS AND VESTS

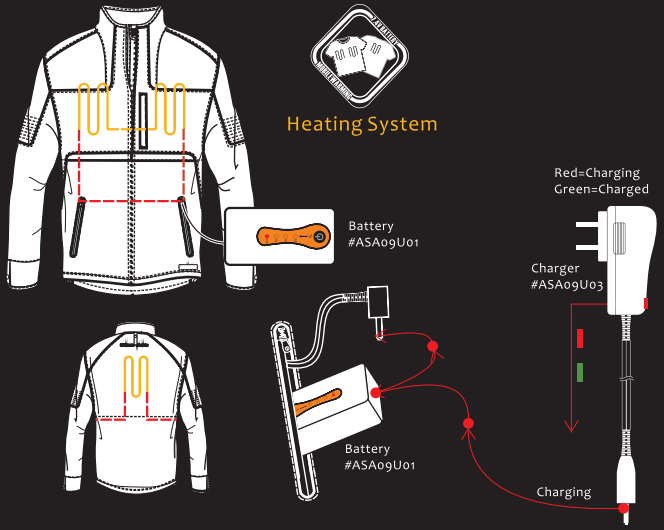

MOBILEWARMING®

CONNECTING TO THE POWER LEAD

GLOVES

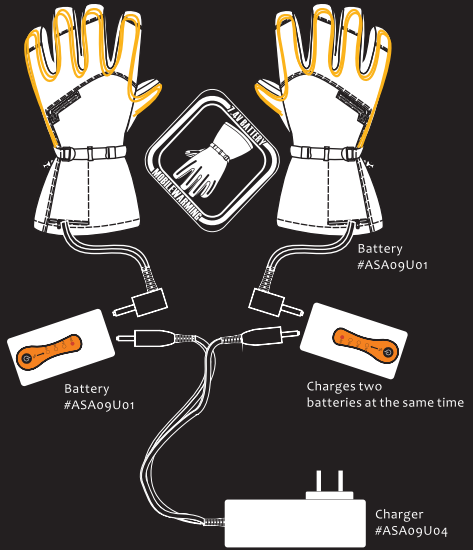

MOBILE WARMING® WWW.MOBILEWARMINGGEAR.COM

WWW.MOBILEWARMINGGEAR.COM MOBILE WARMING®

MOBILE WARMING® 1ST GENERATION"

CONNECTING TO THE POWER LEAD

JACKETS AND VESTS

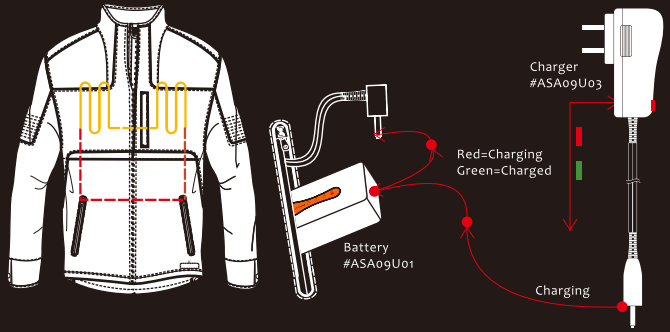

MOBILE WARMING® 1ST GENERATION"

CONNECTING TO THE POWER LEAD

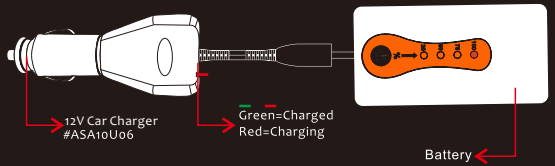

MOBILEWARMING®

STANDARD BATTERY INTRO

#ASA09U01

Press and hold the power button for about 2 seconds, lit LED indicates power setting

100%Power setting	135°F	Can be used 2 .5hours
75%Power setting	120°F	Can be used 3hours
50%Power setting	105°F	Can be used 5hours
25%Power setting	90°F	Can be used 10hours

Power Source	7.4V 2.2Ah lithium-ion battery
Surface Temp	135°F
Weight	0.24 lbs

⚠ CAUTION

- Do not place in fire or incinerate
- Do not dispose in garbage
- Recycle in accordance with local regulations

⚠WARNING

- Failure to charge battery prior to use will reduce battery life.
- it is important to maintain at least 25% of your battery power when not in use. Failure to do this will result in performance problems and reduced battery life.

MOBILE WARMING® 1ST GENERATION

CONNECTING TO THE POWER LEAD

JACKETS AND VESTS

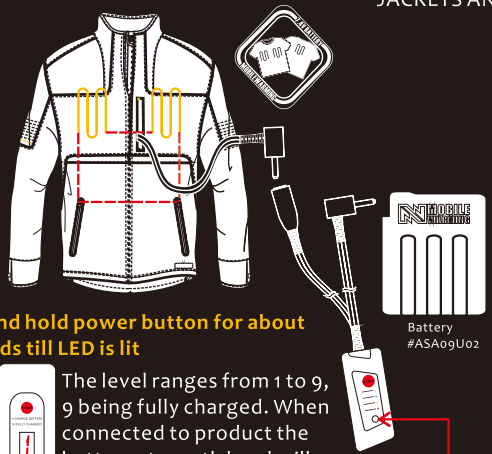

Press and hold power button for about 2 seconds till LED is lit

The level ranges from 1 to 9, 9 being fully charged. When connected to product the battery strength level will illuminate after power setting has been displayed.

MOBILEWARMING®

EXTENDED BATTERY INTRO



#ASA09U02

LED			
Full power setting	135°F	Can be used 5hours
High setting	120°F	Can be used 7hours
Med setting	105°F	Can be used 9hours
Flash Low setting	90°F	Can be used 20hours

Power Source	7.4V 4Ah lithium-ion battery
Surface Temp	135°F
Weight	0.5 lbs

⚠ CAUTION

- Do not place in fire or incinerate
- Do not dispose in garbage
- Recycle in accordance with local regulations

⚠WARNING

- Failure to charge battery prior to use will reduce battery life.
- it is important to maintain at least 25% of your battery power when not in use. Failure to do this will result in performance problems and reduced battery life.

WWW.MOBILEWARMINGGEAR.COM MOBILE WARMING®